


CLIENT:



PRINCE REAL ESTATE HOLDINGS INC.
REVERIE COUNTY TRAVEL ZONE LLC
CEO & CO-OWNER



BRAND:
ARCO
WEST COAST PRODUCTS LLC

WESTERNSTATES
Engineering & Construction, Inc.
733 N. MAIN ST.
ORANGE, CA 92666
714/ 769-2000
714/ 769-2002 Fax
REG. CONTRACTOR
WWW.WESTERNSTATES.COM
A "Design/Build" Co.

NO.	DATE	REVISION DESCRIPTION
1	11-17-03	BUILDING SUBMITTAL
2	4-19-04	REVISION FOR PANEL CHECKS
3	4-19-04	REVISION FOR PANEL CHECKS
4	6-01-04	REVISION FOR PANEL CHECKS
5	6-10-04	REVISION FOR PANEL CHECKS
6	9-27-04	REVISION FOR PANEL CHECKS & N-HOUSE CONNECTIONS

NO.	DATE	REVISION DESCRIPTION
1	11-17-03	BUILDING SUBMITTAL
2	4-19-04	REVISION FOR PANEL CHECKS
3	4-19-04	REVISION FOR PANEL CHECKS
4	6-01-04	REVISION FOR PANEL CHECKS
5	6-10-04	REVISION FOR PANEL CHECKS
6	9-27-04	REVISION FOR PANEL CHECKS & N-HOUSE CONNECTIONS

CONSULTANT:

REGISTERED PROFESSIONAL ENGINEER
KAMAL MACHANAVELU
NO. C8181099
Exp. 9/30/05
CIVIL
STATE OF CALIFORNIA

CONTRACT NO. 23291

PROJECT NO. E75403

CONTRACT NO. 23291

PROJECT NO. E75403

CONTRACTOR:

DOMINO 8
FLAT DECK

CANOPY

SITE ADDRESS:

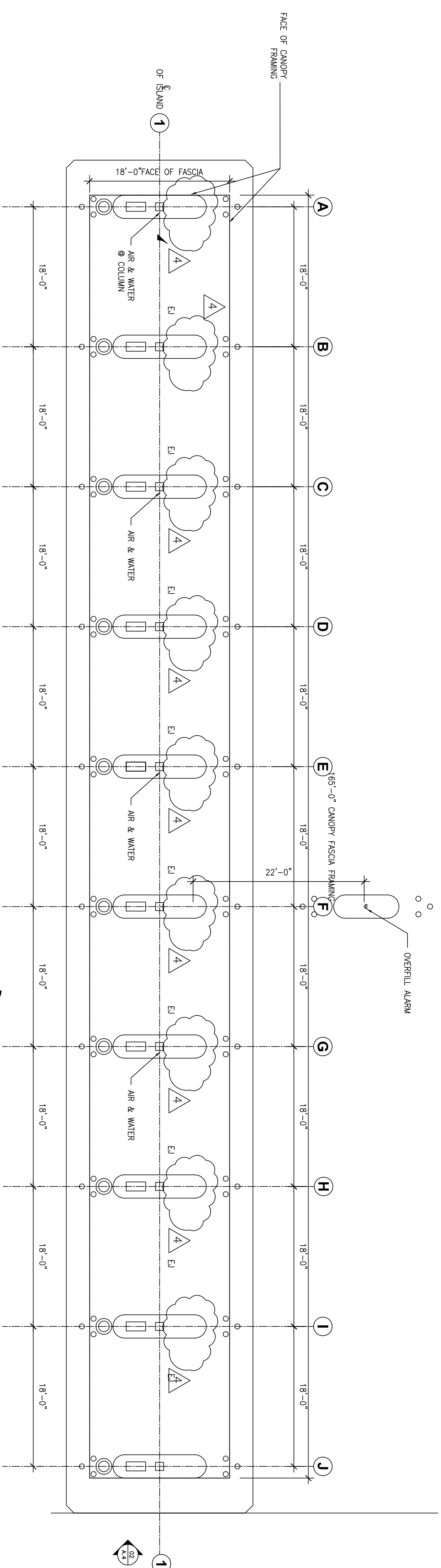
23291 CALALCO HWY.
@ MARILL AVENUE
PERRIS, CALIFORNIA 92571

DESIGNED BY: KHALID ZAHAR
CHECKED BY: JIP REBE
DRAWN BY: KHALID ZAHAR
PROJECT NO. E75403

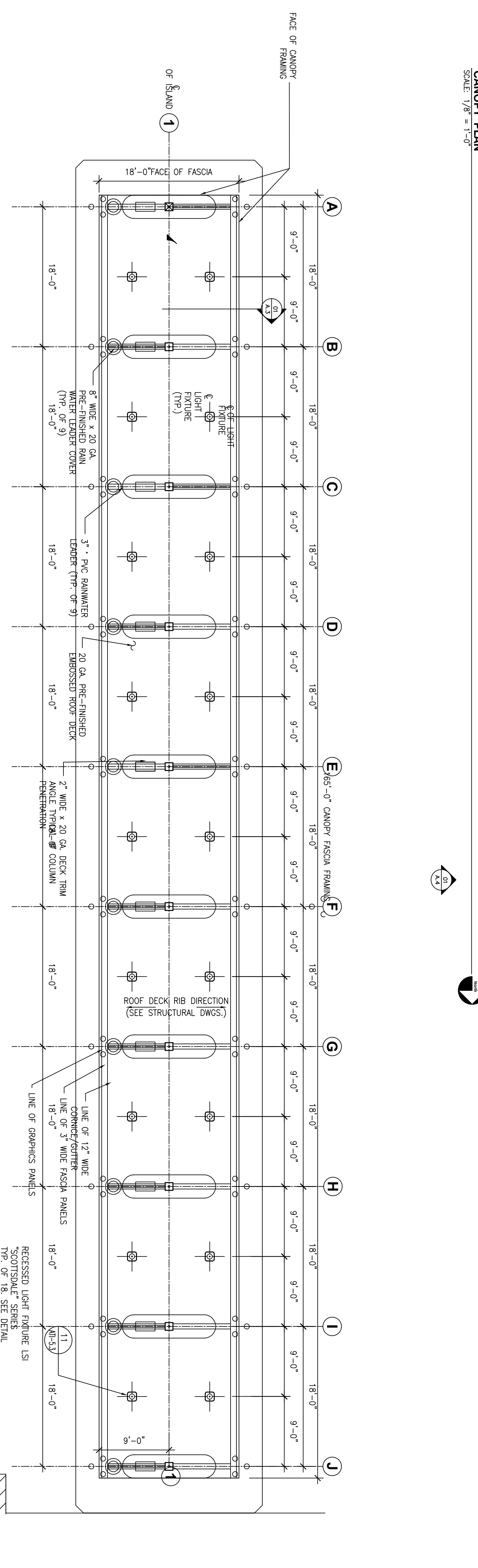
DRAWING TITLE:

ROOF & REFL.
CEILING PLANS
AND DETAILS

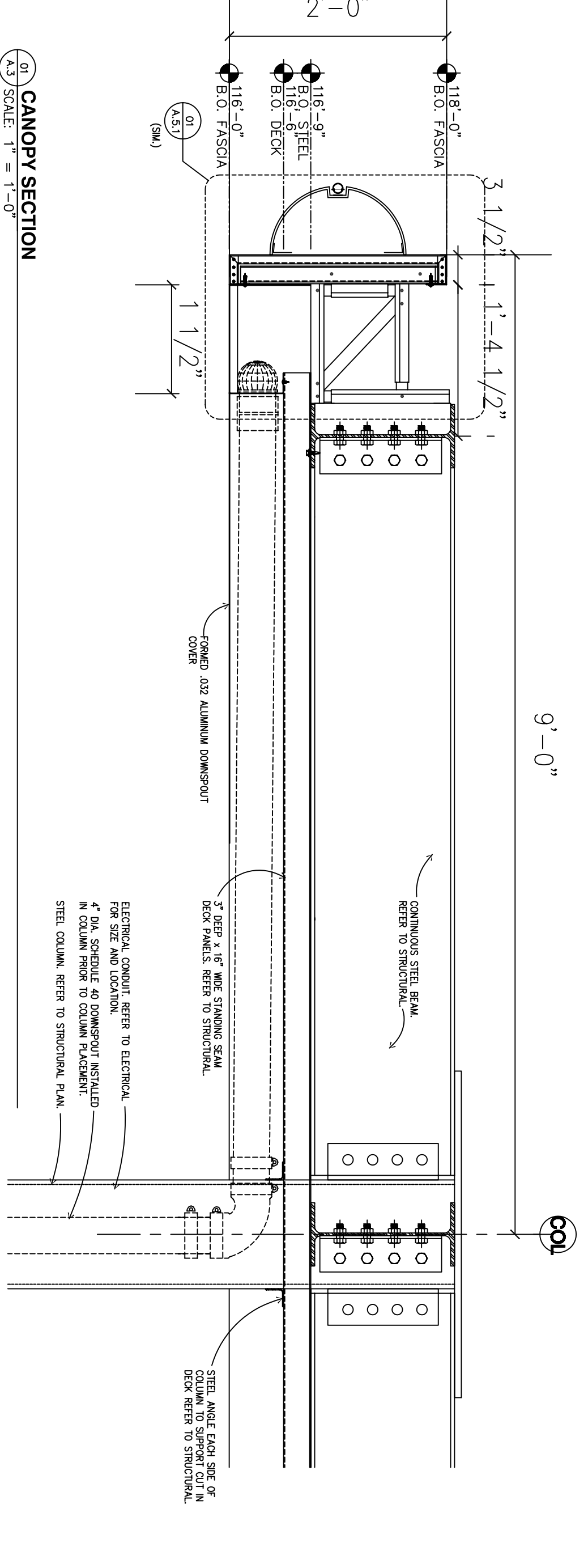
SHEET NO. DOFO
A.3



CANOPY PLAN
SCALE: 1/8" = 1'-0"



REFLECTED CEILING PLAN
SCALE: 1/8" = 1'-0"



CANOPY SECTION
SCALE: 1" = 1'-0"

SCHEDULE OF
IN COLUMN REQUIREMENTS BY CANOPY MFR.:

GRIDS A-1 & J-1

- (1) 3" DIA. DOWNSPOUT
- (1) 1" CONDUIT FOR LIGHTING/LOGO TO EPC
- (1) 1" CONDUIT HOME RUN TO SECURITY OFFICE
- (1) 3/4" CONDUIT HOME RUN TO SALES COUNTER (SPARE)
- (1) 3/4" CONDUIT HOME RUN TO EPC (SPARE)
- (1) 1" CONDUIT DOWN 1'-8" FROM CEILING AND STUB OUT EACH SIDE FOR SECURITY CAMERA.

**CANOPY CEILING AND
GENERAL NOTES**

- 1) ALL CEILING DECK SHALL BE 20 GA. EMBOSSED TO ROLLED ROOF DECK RIB DIRECTION (SEE STRUCTURAL DWGS.) AND SHALL BE WATERPROOF INTERLOCKING SECTIONS CLIPPED TO MANUFACTURER'S REQUIREMENTS.
- 2) ALL EXPOSED METAL SURFACES UNDER CANOPY, INCLUDING COVERS AND COLUMN TRIM SHALL BE PRE-FINISHED TO MATCH BELOW DECK.
- 3) CANOPY CONTRACTOR SHALL PROVIDE OPENINGS IN DECK FOR LIGHT FIXTURES WHICH SHALL BE FINISHED BY OWNER AND INSTALLED BY GENERAL CONTRACTOR.
- 4) FASCIA GRAPHICS BACKING AND FLASHING SHALL BE PROVIDED BY CANOPY CONTRACTOR.
- 5) CANOPY CONTRACTOR IS RESPONSIBLE FOR ALL GRAPHAIC BACKING AND FLASHING TO BE INSTALLED BUT LIMITED TO GUTTERS, RAINWATER LEADERS, OVERFILLS, DOWNSPOUTS AND SUITABLE CONNECTION STUBS AT THE COLUMN BASE WHERE G.C. SHALL THEN EXTEND TO THE SITE'S DRAINAGE SYSTEM. SEE A11-10 NOTE #1.
- 6) THE CANOPY SHALL BE ERECTED IN TWO STAGES:
STAGE 1: CANOPY CONTRACTOR TO FINISH ANCHOR BOLTS AND TEMPLATES FOR GENERAL CONTRACTOR'S INSTALLATION PRIOR TO POURING FOUNDATIONS. WHEN FOUNDATIONS HAVE SET, CANOPY CONTRACTOR SHALL VERIFY PERMIT TO COMMENCE CANOPY ROOF INSTALLATION.
STAGE 2: AFTER DRIVE SLAB AND SURROUNDING GRADE IS EITHER PAVED OR STABLE BASE HAS BEEN INSTALLED, CANOPY CONTRACTOR SHALL COME BACK TO THE SITE TO COMPLETE THE CANOPY. CANOPY CONTRACTOR SHALL VERIFY PERMIT TO COMMENCE CANOPY ROOF INSTALLATION.
- 7) ALL CONDUIT INSTALLED BY CANOPY CONTRACTOR SHALL HAVE PULL ROPES AND SHALL BE ACCESSIBLE TO GENERAL CONTRACTOR'S ELECTRICIAN TO MAKE CONNECTIONS.